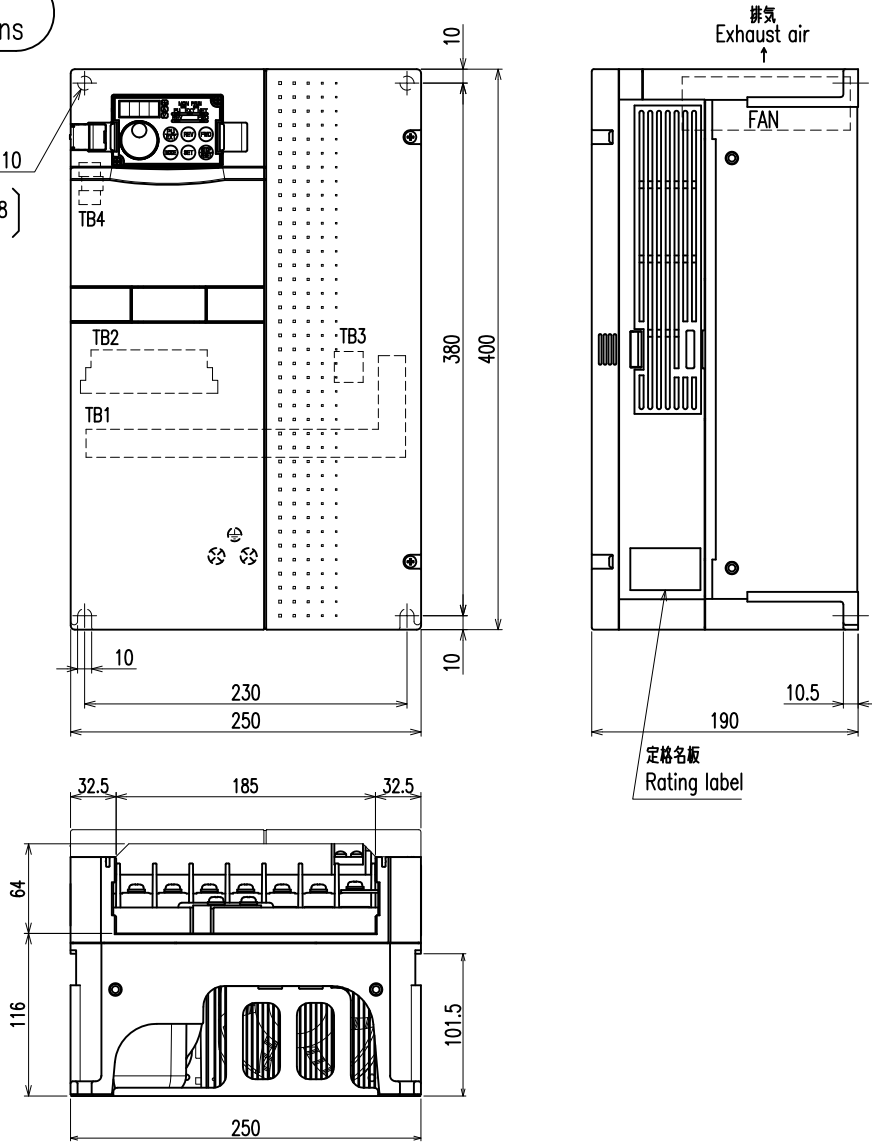


外形寸法  
Outline dimensions

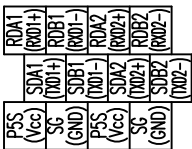
2-φ10穴  
2Holes φ10  
(ねじ : M8)  
Screw




( 寸法単位 :mm )  
DIM.IN

端子配列  
Terminal arrangement

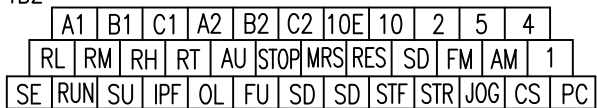
TB4



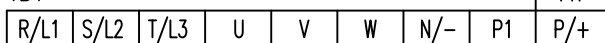
TB3



TB2



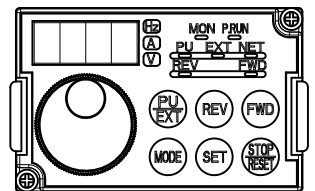
TB1



質量  
Mass

14kg

操作パネルキー配列  
OPERATION PANEL key arrangement



端子ねじサイズ  
Terminal screw size

TB1	TB2	TB3	TB4	⊕
M8	M3.5	M4	-	M6

TB4: 差込み端子台  
使用ドライバ I形ねじ回し  
Screwdriver 0.4×2.5 (2711)  
電線サイズ 0.4×2.5  
Wire size 0.3~0.75mm<sup>2</sup>  
AWG 22~18

